

Awards Workshop 2025



<https://gardenclubofgeorgia.org/membership-awards-2/>

- Awards Winners Book – new one posted by end of July
- Award Application Form for 2025-2027
- Award Handbook – will be updated by end of July

2025 Awards for 2024 Projects

351 Applications for GCG Awards

280 GCG Winners/Places

39 Deep South Winners/Places



23 NGC Winners/Runner ups

Challenge: 400 +
Applications for
2025


Over 1500 Poetry, Poster,
and Sculpture Contest
Applications

GCG Winners/Places – 29 Poster,
59 Poetry, 12 Sculpture
Deep South Winners/Places – 31
NGC Winners/Places – 15 Poetry,
1 Sculpture

**Deep South
Awards**



**National Garden
Club Awards**



Garden Club of Georgia Awards



**Clubs and
Councils Send**

In Applications

**District Awards
Rewritten For
GCG**

2025-2027 GCG Awards Committee

Diana Malone, GCG Awards Chairman

Diane Hunter, GCG President

Bess Hartley, GCG 1st Vice President

Marilyn McDonnell, NGC Awards Chairman

Sara Lanier

Betty Benner

Janice Cliett

Carolyn Herndon

Kathy Shiner

Frank Mullins

Joy Zaidan, Flower Show Schedules

Youth Contest Chairs

Jean O'Shields

Mary Ogden

Judy Johnson



AWARDS WORKSHOP

GCG Website:

1. Handbook and Workbook
2. 2025 -2027 Application Form (fillable) – download
3. Tips and Deadlines
4. Practice Application
5. Sample Application

SEND IN APPLICATIONS – NOW !!!

Go ahead and write application as soon as finished with project.



Special Awards for GCG

Award # 1 – G C of Georgia Trophy

Award # 1SM – GC of GA Trophy (Small Club)

Award # 48 - Member Award of Honor

At GCG Headquarters in Athens SILVER ROOM - NEW Leather
Binder with Awards Winners.

Special Awards for Public

Award # 9 – Award of Merit

Award # 52 – Seal of Honor

**Award # 55 – GCG Award of
Distinguished Service**

2025 AWARDS “WORK”BOOK



_See complete AWARDS HANDBOOK on The Garden Club of Georgia, Inc.
website – in AWARDS Section. **gardenclubofgeorgia.org**

IMPORTANT INFORMATION for AWARDS

DEADLINE – NOVEMBER 15TH

Deadline Exceptions:

December 1st - Award 39 Marker Award.

January 15th - Publicity Press Book.

February 1st - Award 20 History Award, Aw 31 Garden Club Council Award, Aw 49 Holiday Decorations Award.

All applications will be sent **ELECTRONICALLY** by email.

Send applications to: **awardschairmangcga@gmail.com**

(Exceptions that may be printed: AW 25 Traditional Scrapbook, AW 28 Publicity Press Book, AW 16 Yearbooks. (Send to Diana Malone, 129 Hannah Drive, Jesup, GA 31546)

Format of Award Applications:

Label/Save Applications as: **AW 4 Bird Lg Jesup GC**

Save as a **WORD** document or as a **PDF** document.

**DEADLINE
for MOST
AWARDS –
NOVEMBER
15th.**



1. **For most applications:** Send **one file** with GCG Award Application and Book of Evidence of up to 3 pages.

2. **For Flower Show Applications**

First File with GCG Award Application Form, GCG Achievement Application Form, and Book of Evidence. Label it as: **AW 5 Stand FS BOE Small Seedling GC.**

Send Second File with Schedule. Label it as
AW 5 Stand FS Schedule Small Seedling GC.

APPLICATION FORM REMINDERS:

1. Full **name** of club / Council and (**City**)
2. District
3. **Club or Council Number** is critical – find it on a list on website.
4. **Number of Club Members** – Need **Actual number** - not just S-M-L. Count club members that your club paid dues for on March 1st. Do **not** include Subscribing Members.

Exception: For Yearbooks – list number of members listed in yearbook.
(Sometimes this number changes when members are added over the summer.)

5. Small 1-20 members
Medium 21-50 members
Large 51+ members

EXCEPTIONS: Yearbook is different set of sizes.

TIPS

1. On top of first page of application – list your club name before you begin the paragraphs. Also, have **your** club name in the first sentence or paragraph. (If you got the idea from another group or club, use that name later in the application – it is confusing.)
2. Answer questions at the bottom of Awards Application in paragraph and chart form in the application. Use at least 12 point font. Use standard margins.
3. Suggested ratio of spacing for three pages – Two pages of description and one page of photos. Be sure photos have a caption.
4. Review **rubric** for the award. Most awards use the standard rubric but some have a specific rubric. Be sure to include all elements of rubric to get as many



points as possible. *Often the difference between applications can be less than a point.*

5. Be sure to give 100% participation of club members if possible. From actual event participation to calling members to preparing food to approving project vote – all counts.
6. List all Sponsors, Community Participation, and Partners by name and by support (monetary donations, volunteers to plant, etc. Remember to include publicity donations.
7. Photos should be of “Before” – “During” – “After” - Action photos, several large photos (not lots of small photos).
8. Do not use exact same application for more than one award. The same project may be used more than once – but application should be different to focus on specific award.
9. Include specific funding sources and amounts spent.

10. Tie project / event into GCG Objective – Beautification / Education / Conservation.



*Use at least 12 point type.

*Do not shrink margins.

*Judges are not going to be happy with hard-to-read applications.

* Do not include everyone's name.

Award Application 2025-27

To complete this application entry form, download and save a blank copy to your computer. Open the saved copy and fill in each blank. Save again. This will be the copy you send with your application.



The Garden Club of Georgia, Inc. Award Application Cover Sheet

GCG Award Number _____ Name of Award _____

Name of Group/Club/Council/Individual Applying for Award

District _____ City _____ State _____

CLUB - Club Number _____
Number of Members - _____ (GCG Dues Paid, excluding Subscribing Members)

Award Size Group ☐ S ☐ M ☐ L

(Small 1 -20 members, Medium 21 – 50 members, Large 51+ members)

or

COUNCIL , number of clubs _____ GCG Council Number _____

Exception for Award #16, Yearbook: Club Members: ☐ A1. Under 20 ☐ A2. 20-29 ☐ A3. 30-44 ☐ A4. 45-69

☐ A5. 70-99 ☐ A6. 100-299 ☐ A7. 300+

Councils: ☐ B1. 2-4 clubs ☐ B2. 5-14 clubs ☐ B3. 15 or more clubs.

Contact Name _____

Email _____ Phone _____

Address _____

City

State

Zip

FOR AWARDS # 1, 16, 20, 25, 26 AND 28 – STOP HERE!!!

1. Is this project ☐ New OR ☐ Continuing from previous work?
Beginning date _____ Expected completion date _____ OR ☐ Ongoing

On up to three accompanying sheet(s), complete each topic - if applicable - using numbering as below when completing the application.

2. Brief summary and objectives of the project.
3. Involvement of club members and other organizations.
4. Project expenses and means of funding.
5. Continuing involvement, follow up, maintenance.
6. Insert digital photos and/or landscape plan (does not need to be professionally drawn)

ATTACH completed application. Unless noted in specific award descriptions, all **applications are limited to 3 single-sided pages – plus this cover entry sheet.** No report covers, notebooks, etc. allowed. Follow descriptors on Scoring Sheet to prepare an accurate, complete report. All applications are to be submitted electronically unless otherwise noted in award description. Send to GCG Awards Chairman Diana Malone at awardschairmangcga@gmail.com or 129 Hannah Drive, Jesup, GA 31546



Download
new
Application
Form from
GCG
Website

PLAN Great Projects!

PLAN for Award Application.

Use correct Rubric – have someone score it – then make corrections and additions.

Sometimes there is less than a point between 1st and 2nd

Make Judges think that they are viewing the event!

FOR POSTER CONTESTS:

COMMON ERRORS:

1. Misspelled words
2. Incorrect or 'OLD' Slogans
3. Slogan written too small
4. Changing the Woodsy Owl icon
5. Changing colors on Icon's clothes and accessories
6. Incorrect poster size
7. Icons too small

**Now – Let's Write a Winning
Application!**

Review Sample information!

**Mentors from your District will be
circulating to help.**

Sample Application – written by a judge for NGC Awards.

Note highlighted sections.

Name of Club and Club Number: **Hydrangea Garden Club, Glee, GA #8-088**

Brief Summary and Objectives of Project:

In October, 2024, the City Council of Glee, GA announced a “Celebrate Pollinators Day” for the first Saturday in April, 2025, inviting area clubs, organizations, businesses, and schools to participate by setting up a booth in the town square. Horace Jones, President of **Hydrangea Garden Club (HGC)**, called the Mayor and suggested the theme of **“Pollinators: A Day of Beautification, Conservation, and Education”** to which the Mayor joyfully agreed, thus **incorporating The Garden Club of Georgia’s mission in his proclamation which was displayed in the local paper, area businesses, the City’s website, and on social media.**

Hydrangea GC members identified three activities for their booth: a pollinator plant sale, a pollinator coloring contest, and an educational audio/video of three pollinators: bees, bats, and birds. We began the day with 50 pollinator plants, our “beautification element” - 10 plants each of Marigolds, Milkweed, Zinnias, Salvia, and Lantana – which sold out before the end of the 3-hour event! Also, we received 130 entries for the coloring contest, the “conservation element.” Entrants could choose any pollinator animal and add a caption on how the animal spreads pollen. Unable (or unwilling!) to choose a top entry, we gave every contestant two “bee” embossed pencils.

However, the 5-minute video, titled “Our Flying Friends,” and looped for continuous viewing, was the proverbial star of the day and was prepared by 3 high school students (all members’ grandchildren). The video, narrated by the students, captured bees, bats, and birds in several members’ yards and around our pond describing how drinking the nectar from flowers results in pollen sticking to their bodies and then transferring to other plants. Booth visitors included members of Kiwanis Club, Elks Club, The Boys and Girls Club of Glee, the Chamber of Commerce, members of Daughters of the American Revolution, and the Retired Educators Association. Many asked our club members to present a program for their organizations discussing how to choose and plant pollinators in their yards and explain the benefits of pollinator plants. Oh, and to please bring the bees, bats, and birds video!

Involvement of club members and other organizations:

Participation: 100% of club members participated through monetary donations to cover the cost of the pencils (4 members), the physical set up of the booth (10 members), collecting the color contest entries from drop boxes at the schools and businesses and judging (10 members), and 9 members who worked during the 3-hour event in 1-hour increments. **Other organizations involved were the UGA Extension Agent,** who aided in the selection of the most successful pollinator plants for our area. Three members took the list of plants to Mary's World of Plants Nursery to place the order. The cleanup committee comprised of 10 members. **The Glee High School IT Department Chair** assisted the three students (the grandchildren) in production of the audio/video. Horace, our HGC President, assigned himself official photographer to get 'before, during, and after' photos since he also acted as project manager, overseer, and boss - to no one's argument!

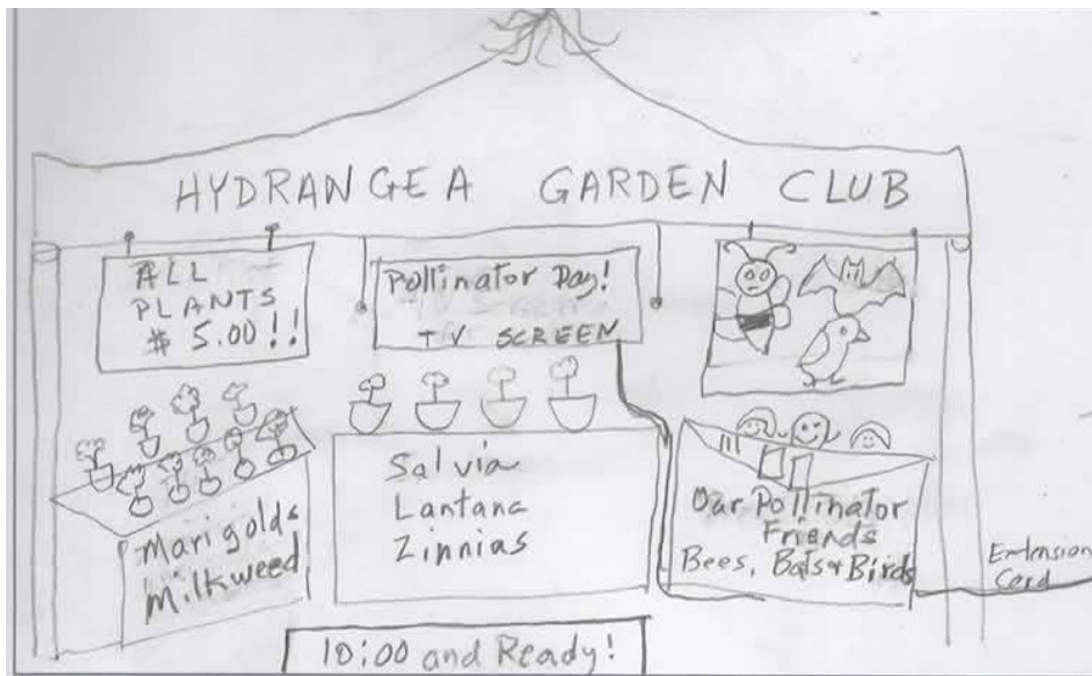
Project Expenses and means of funding:

Expenses:

- 50 Pollinator plants, purchased from Mary's World of Plants Nursery: \$200.00 (paid from HGC treasury)
- Paper for the Coloring Contest was donated by D&J Business Solutions, Inc.
- “Bee a Pollinator” pencils: \$75.00 – 4 members covered this expense.
- Materials to construct our booth were donated by George Jones Construction Company.
- Profit: Plant sale profits were \$50.00 and deposited to the HGC treasury.

Continuing Involvement, follow up, maintenance:

The Mayor and Council unanimously declared the event a success with over 1,000 attendees and for all participants to begin planning for next year's Pollinator Day. HGC intends to double the number of plants for sale and restructure the coloring contest or replace it with another activity because of difficulties in collecting the entries and judging; we should have set up age groups but didn't think about that until flyers were already distributed. The video was extremely popular, but working in the booth around numerous extension cords proved a safety concern, so we will reassess. However, a local beekeeper who was in attendance asked to join HGC and will bring several tools of his trade including a bee suit for next year's event! Thus, his presence might work perfectly to replace the video. Thanks to top grade materials and our excellent set up/clean-up crew, the booth was easily disassembled and stored at a member's home for next year's use.



**Great
Descriptions and
3 – 5 pictures –
action
– before & after
– no lines of
people smiling.**